

Vinda International Holdings Limited

(Incorporated in the Cayman Islands with limited liability)

(Stock code: 3331)



2019Q1 Results Investor Presentation

Healthy Lifestyle
Starts with Vinda



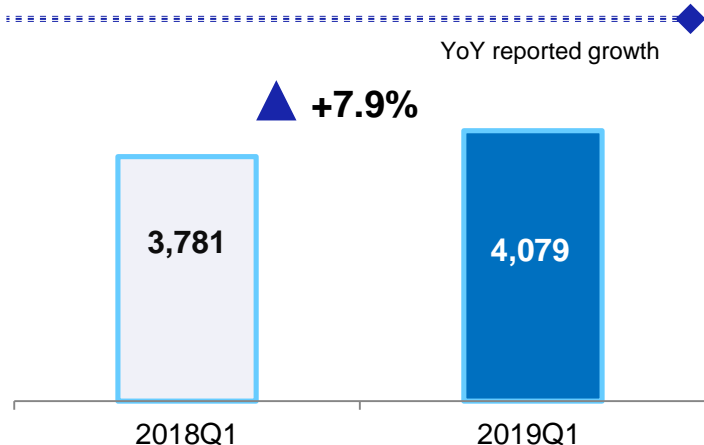
Financial Highlights



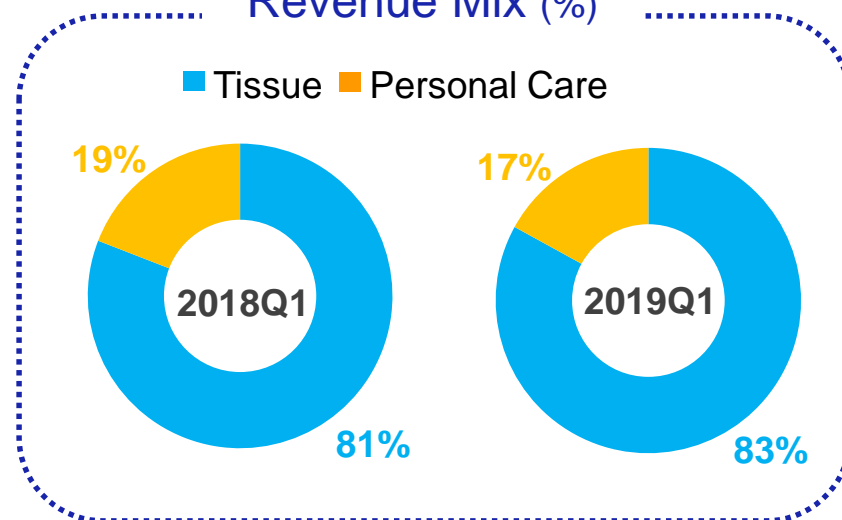
(HK\$M)	2019Q1	2018Q1	YOY
Revenue	4,079	3,781	+7.9%
<i>Growth at constant exchange rate</i>	+13.4%	+11.7%	
Gross profit	1,074	1,077	-0.3%
<i>Gross margin</i>	26.3%	28.5%	-2.2ppts
Operating profit	340	331	+2.7%
<i>Operating margin</i>	8.3%	8.8%	-0.5ppt
EBITDA	614	570	+7.7%
<i>EBITDA margin</i>	15.0%	15.1%	-0.1ppt
(HK\$M)	2019Q1	2018Q1	
Total foreign exchange gain/ (loss)	16	7	
-Operating items	13	20	
-Financing items	3	(13)	

Revenue

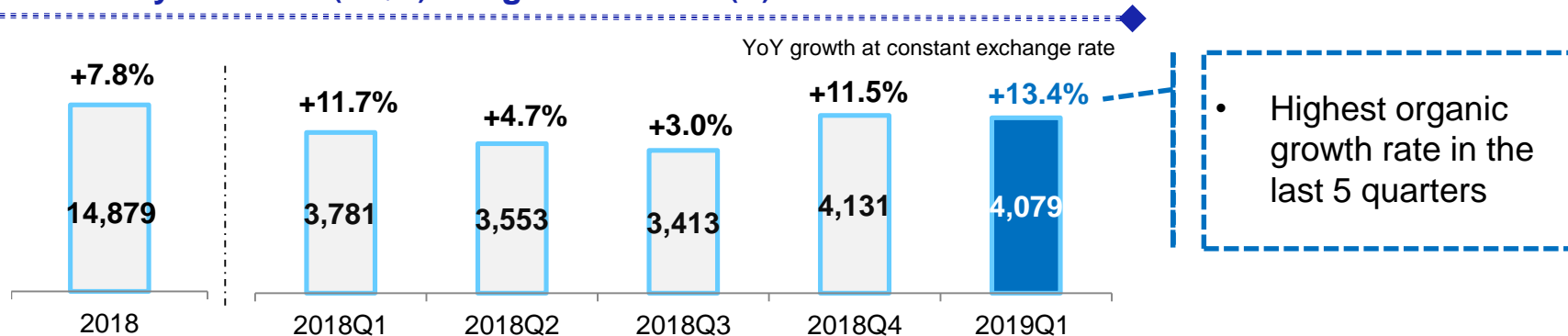
Revenue (HK\$M) & Reported Growth (%)



Revenue Mix (%)

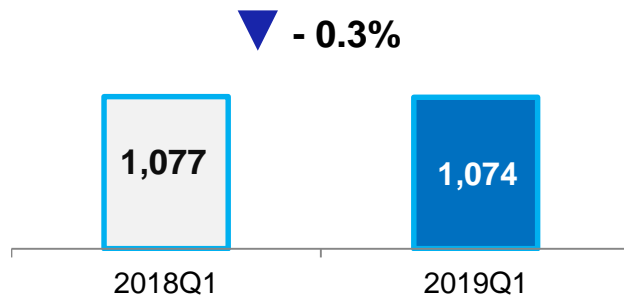


Quarterly Revenue (HK\$M) & Organic Growth (%)



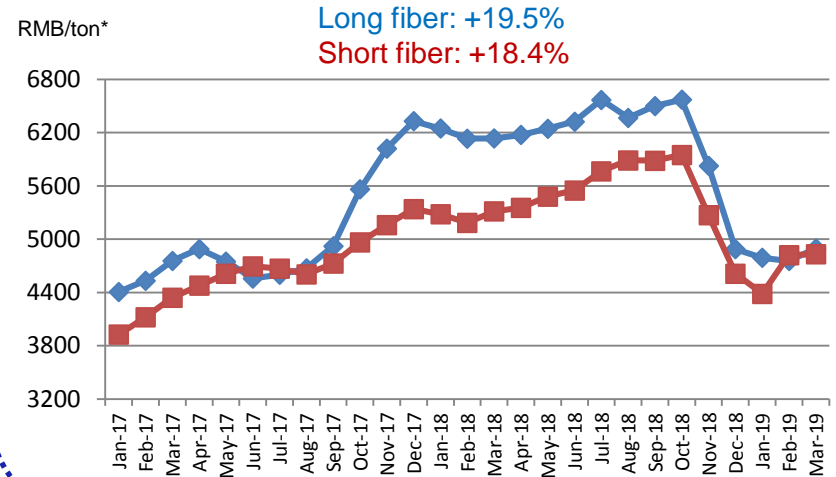
Gross Profit

Gross Profit (HK\$M)



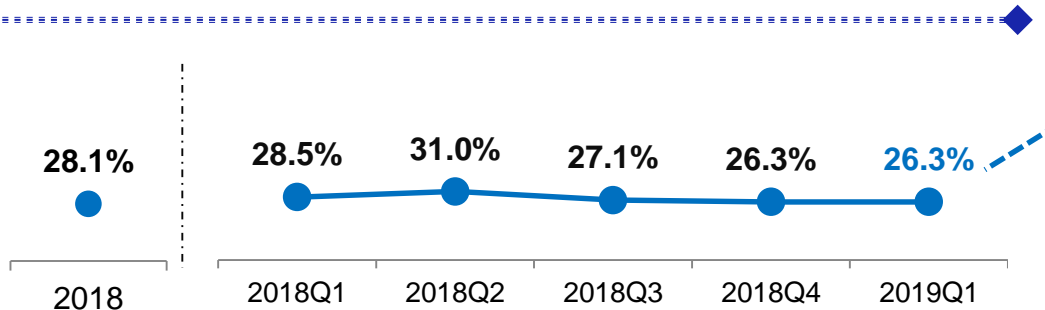
Market List Price

Aug- Nov 17 avg v.s. Aug-Nov 18 avg



* Market list price in USD x monthly average exchange rate

Gross Profit Margin (%)



-2.2ppts vs 18Q1 as:

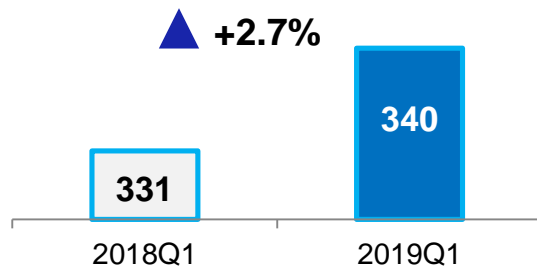
- increased pulp cost & devaluation in RMB

Sustained vs 18Q4 as:

- Pulp price & RMB have become stabilised since 2018 year end

Operating Profit

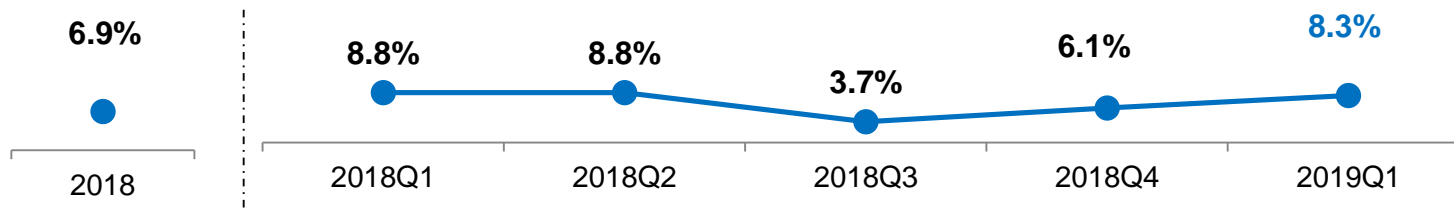
Operating Profit (HK\$M)



Thanks to continuous cost saving mechanism, both selling & marketing and administrative cost

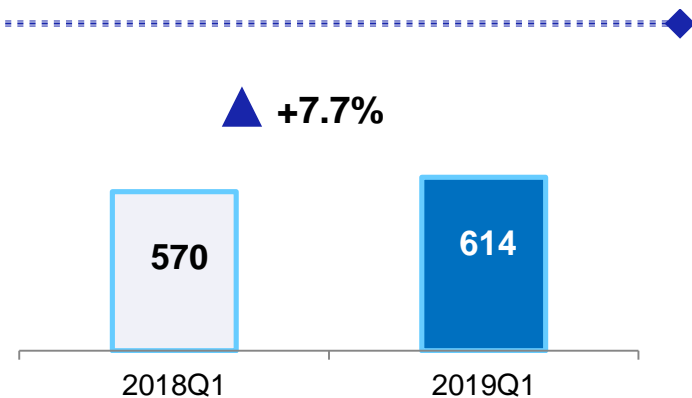
- declined in absolute terms
- declined in relative terms

Operating Profit Margin (%)

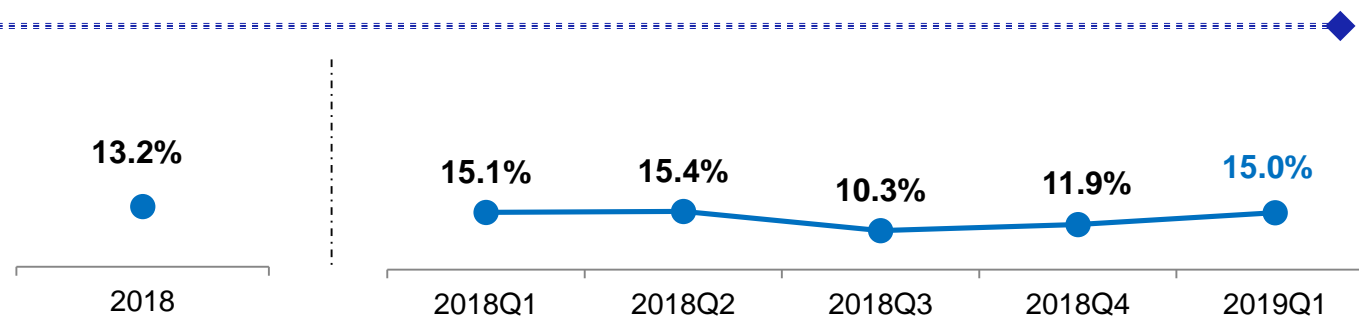


EBITDA

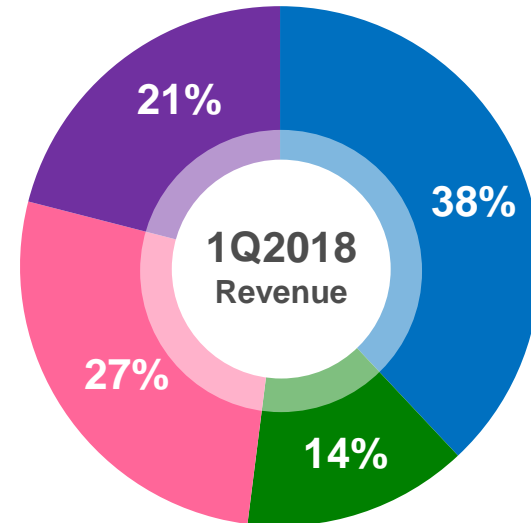
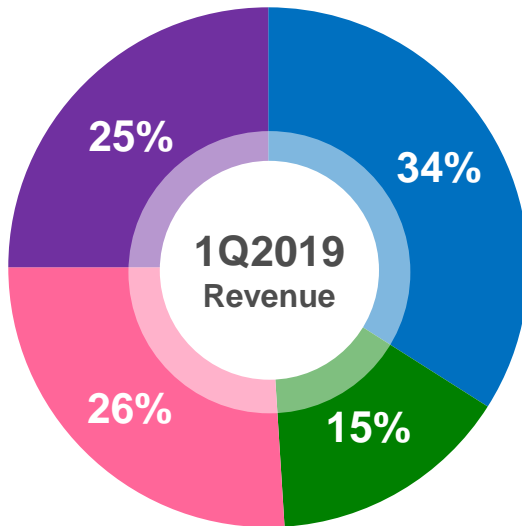
EBITDA (HK\$M)



EBITDA Margin (%)



Revenue by Channel



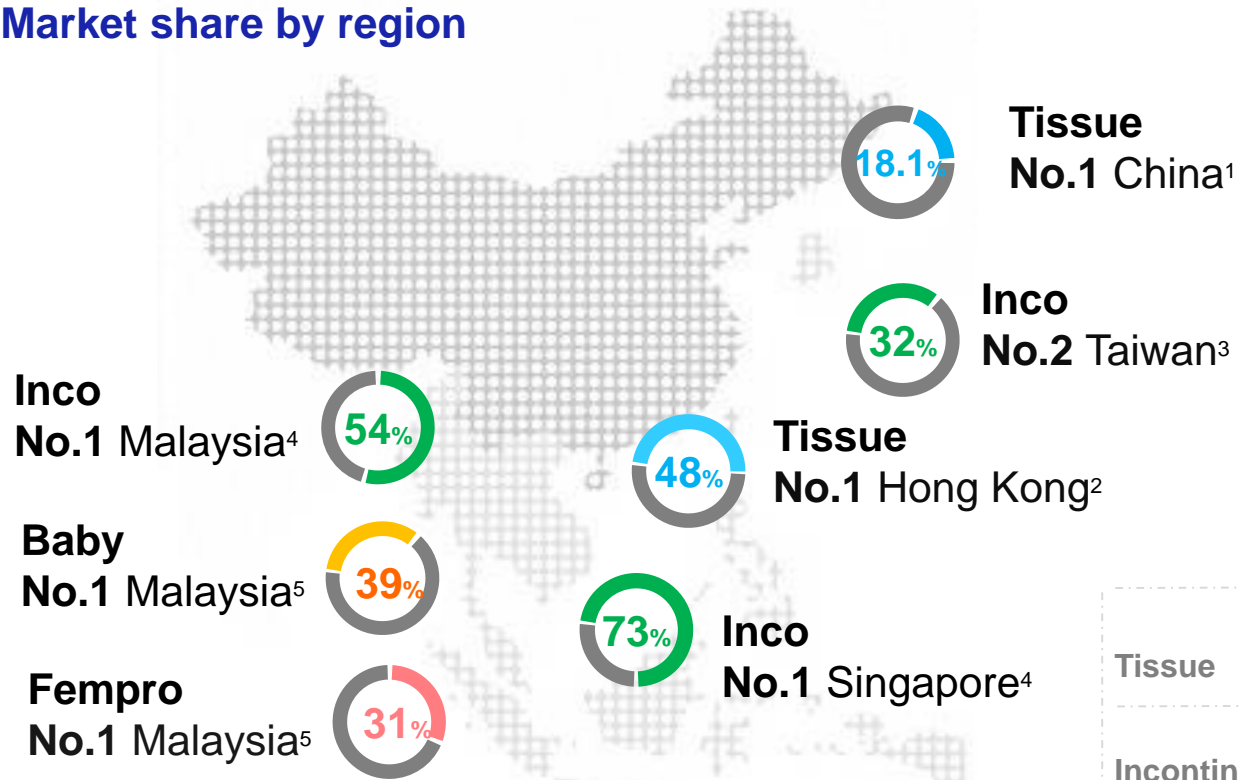
- Traditional channels (i.e. Distributors)
- B2B (i.e. Corporate clients)
- Key accounts (i.e. Hypermarkets, Supermarkets)
- E-Commerce

Appendix



Leading Market Positions

Market share by region



Note:

1. Kantar, value share YTD Mar 2019
2. Nielsen, value share MAT Nov 2018
3. Nielsen, volume share YTD Mar 2019
4. Internal estimates, value share 2018
5. Kantar Worldpanel, value share YTD at 24 Feb 2019

Disclaimer

Information contained in our presentation is intended solely for your personal reference and is strictly confidential. Such information is subject to change without notice, its accuracy is not guaranteed and it may not contain all material information concerning the company and/or its business. We make no representation or warranty, express or implied, regarding, and assumes no responsibility or liability for, the fairness, accuracy, correctness or completeness of, or any errors or omissions in, any information or opinions contained herein.

In addition, the information contains projections and forward-looking statements that reflect the Company's current views with respect to future events and financial performance. These views are based on current assumptions which are subject to various risks and which may change over time. No assurance can be given that future events will occur, that projections will be achieved, or that the company's assumptions are correct. Actual results may differ materially from those projected. It is not the intention to provide, and you may not rely on this presentation as providing, a complete or comprehensive analysis of the Company's financial or trading position or prospects.

This presentation does not constitute an offer or invitation to purchase or subscribe for any shares and no part of it shall form the basis of or be relied upon in connection with any contract, commitment or investment decision in relation thereto.



Thank You

*Healthy Lifestyle
Starts with Vinda*

